



PT SELAMAT SEMPURNA Tbk

MANUFACTURER OF AUTOMOTIVE PARTS
MEMBER OF ADR GROUP - AUTOMOTIVE DIVISION

Investor Relations

3M 2025 Performance

Last Update : 29 April 2025

FACT SHEET ABOUT PT SELAMAT SEMPURNA Tbk

- ❑ PT Selamat Sempurna Tbk is the flagship company of ADR Group (Automotive Division)
- ❑ The Largest Filter Manufacturer in the region
- ❑ The Most Comprehensive range of products
- ❑ Serve more filtration and radiator products than any other auto component company
- ❑ Exported to more than **125** countries worldwide
- ❑ Trademark Registration in more than **130** countries worldwide
- ❑ Approximately 90% of our revenue is recurring aftermarket revenue
- ❑ Strong Balance Sheet and Cash Flow

COMPOSITION OF SHAREHOLDERS

Shareholders	Number of Shares Issued and Fully Paid	%	Amount (IDR)
PT Adrindo Intiperkasa	2,910,392,136	50.54%	72,759,803,400
Others (each with ownership interest below 5%)	2,848,283,304	49.46%	71,207,082,600
Total	5,758,675,440	100.00%	143,966,886,000

Share Ownership March 31, 2025	Number of Investors	%	Number of Shares	%
Foreign Institutions	169	2.17%	1,627,941,566	28.27%
Local Institutions	85	1.09%	3,141,973,662	54.56%
Foreign Individuals	15	0.19%	4,772,460	0.08%
Local Individuals	7,527	96.55%	983,987,752	17.09%
Total	7,796	100%	5,758,675,440	100%

THE PRODUCTION PLANTS



2 production sites in Indonesia
Kapuk, Jakarta Province and
Tangerang, Banten Province



Kapuk Plant (Heat Exchange)




Tangerang Plant (Filtration & Other Products)



▪ Radiators : 1.95 millions pieces per year

▪ Filters : 96 millions pieces per year

MAIN PRODUCTS



OTHERS PRODUCTS



DUMP HOIST



COOLANT



BRAKE PARTS

ONE STOP SHOP FOR THERMAL SYSTEM & FILTRATION


- Approx. 10,000 part numbers available, filters and radiator.
- Automotive, Commercials, Heavy Equipment, Marines and Industrial sectors for American, European and Asian applications.
- Approx. 300 Filters & Radiators new part numbers every year.




THERMAL SYSTEM PRODUCT RANGE



- Automotive Radiators
(Copper Brass, Aluminum Plastic, All Aluminum)



- Heavy Equipment & Industrial Radiators



- Condenser
- Intercooler
- Evaporator



FILTRATION PRODUCT RANGE

Heavy Equipment & Industrial Filter

(Air, Oil, Fuel, Cabin, Hydraulic, Transmission, Coolant, Separator, HEPA, EDM, Dust Collector)



Automotive Filter

(Air, Oil, Fuel, Cabin, Transmission)



Non-Engine Filter

HVAC Filter, Air Purifier Filter, Gas Turbine Filter



FILTRATION PRODUCT TYPES



AIR FILTERS



OIL FILTERS



FUEL FILTERS



CABIN AIR FILTERS



TRANSMISSION FILTERS



COOLANT FILTERS



HYDRAULIC FILTERS



AIR/OIL SEPARATOR




**FUEL FILTER/
WATER SEPARATOR**



EDM FILTER



AIR PURIFIER FILTER




HVAC FILTER

AIR PURIFIER FILTER & HVAC FILTER




Nowadays, the air pollution around the world harms our health. Breathing quality air is critical for good health, especially indoors. Sakura HVAC Filters & Air Purifier Filters will ensure your indoor environment is clean and provide ultimate protection to your health.

Air Purifier Filters



HVAC Filters



HVAC / HEPA FILTRATIONS



Automotive

- Cabin Air Filters
- Selling to store and online




Building Air Ventilation Installation

- Supply HVAC Filters in Building, Factory and Airports



Air Cleaner System Manufacturer & Home Appliances

- Supply OE Air Filter in AHU
- Supply OE Air Filter in Air Purifier Unit
- Air Purifier Filters



Filters Industrial

- EDM Filters
- Air/Oil Separators
- Gas Turbine Filters



KNOW OUR MARKET – MAIN HEAVY EQUIP. RANGE & SUB-RANGE

Range:

Construction



Mining



Agriculture



Forestry



Other Industry



Sub-Range (Equipment Type):

Construction



Excavator/
Shovel



Wheel
Loader



Crane



Asphalt
Finisher



Dozer



Compaction



Mini
Excavator



Skid Steer



Grader



Backhoe Loader



Scraper



Telescopic

Mining



Excavator/
Shovel



Dump Truck



Articulated
Dump Truck



Wheel Loader



Dozer



Dragline



Grader



Backhoe Loader



Drill

Agriculture



Tractor



Combine
Harvester



Skidder



Harvester



Buncher



Forklift



Telescopic

OTHER PRODUCTS



DUMP HOIST

Dump Trucks, Hoists and Special Purpose Vehicles



OTHER PRODUCTS

Fuel Tank



Exhaust System & Muffler



Brake & Fuel Pipe





SAKURA AIR PURIFIER

We spend most of our time indoors, where the air we breathe can be up to 5 times more polluted than outdoors.

Sakura Air Purifier reduces the transmission of airborne viruses and eliminate air pollutants at home, office and other indoor environments.



SAP-415

(Room size 7 - 15 m²)



SAP-524

(Room size 8 - 24 m²)



SAP-743

(Room size 28 - 43 m²)



SAP-796

(Room size 59 - 96 m²)

LIST OF OEM/OES

- ANTONIO CARRARO
- ATLAS COPCO
- BOMAG
- CARRIER
- CLARK
- CNHI
- COMBILIFT
- DAIHATSU
- DFSK
- GEHL
- GENERAL MOTORS
- HINO
- HITACHI
- HYSTER
- HYUNDAI
- ISEKI
- ISUZU
- KATO
- KOHLER
- KUBOTA
- LIEBHERR
- LIUGONG
- MANITOU
- MATHIEU
- MAZDA
- MITSUBISHI
- NANNI DIESEL
- NISSAN
- SUBARU
- SUMITOMO
- SUNWARD
- SUZUKI
- TAKEUCHI
- TEREX
- TOYOTA
- UD TRUCKS
- VESTAS
- VOLVO
- YALE
- YANMAR

Filters

- **1984:** Donaldson Company Inc., USA (PT Panata Jaya Mandiri)
- **1985:** Mahle Japan Limited, Japan
(formerly Tsuchiya Manufacturing Co. Ltd., Japan)
- **1988:** Tokyo Roki Co., Ltd., Japan (PT Selamat Sempurna Tbk)

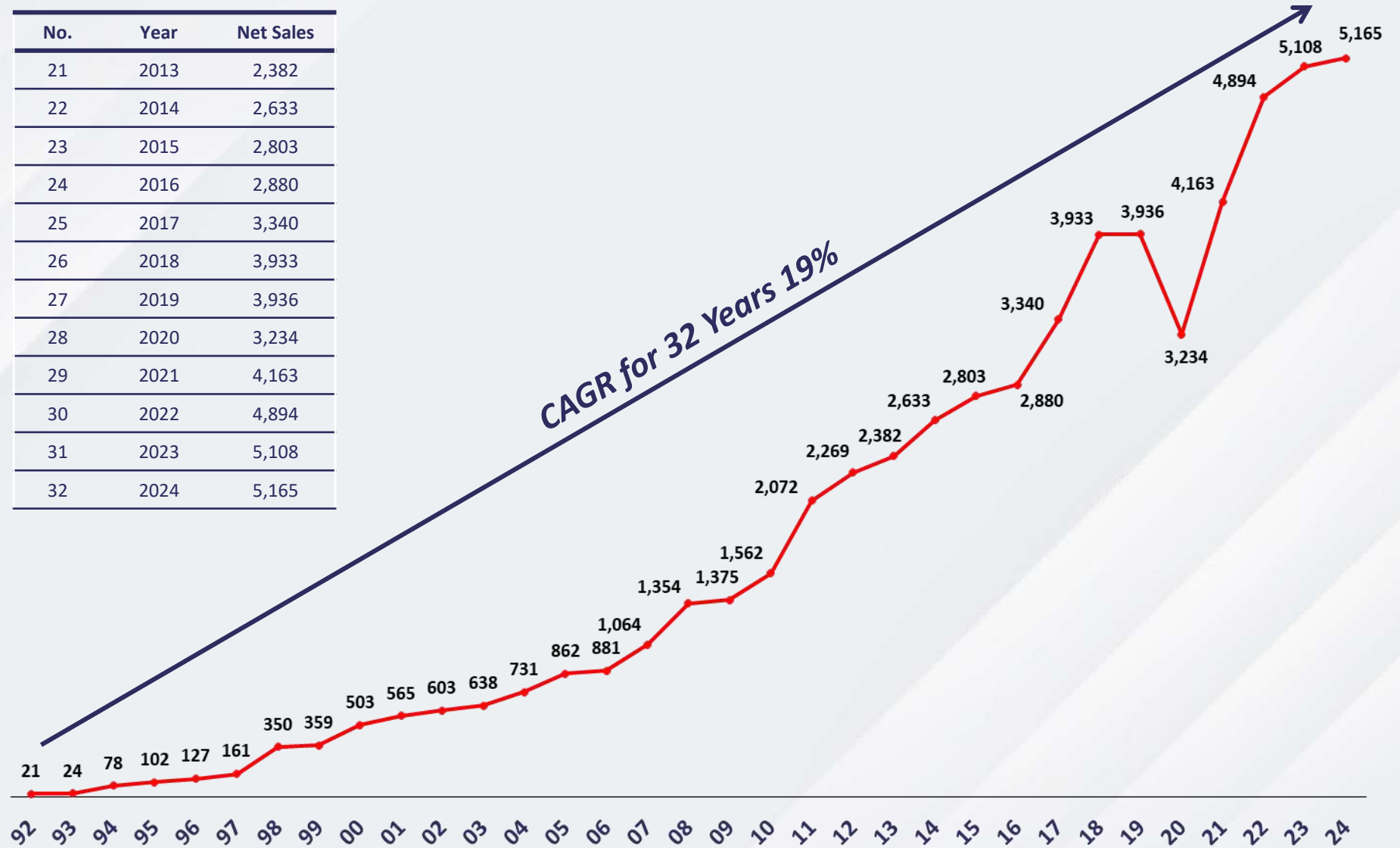
Radiators & Others

- **1979:** Tokyo Radiators Mfg. Co. Ltd., Japan
(Radiator - PT Selamat Sempurna Tbk)
- **1982:** Usui Kokusai Sangyo Kaisha Ltd., Japan
(Brake Pipes - PT Selamat Sempurna Tbk)
- **1989:** ShinMaywa Industrial Co. Ltd., Japan
(PT Hydraxle Perkasa)
- **2013:** Sueyoshi Kogyo Co. Ltd., Japan
(Fuel Tank and Hydraulic Tank for Construction Machinery - PT Selamat Sempurna Tbk)

32 YEARS OF CAGR SALES

No.	Year	Net Sales
	1992	21
1	1993	24
2	1994	78
3	1995	102
4	1996	127
5	1997	161
6	1998	350
7	1999	359
8	2000	503
9	2001	565
10	2002	603
11	2003	638
12	2004	731
13	2005	862
14	2006	881
15	2007	1,064
16	2008	1,354
17	2009	1,375
18	2010	1,562
19	2011	2,072
20	2012	2,269

No.	Year	Net Sales
21	2013	2,382
22	2014	2,633
23	2015	2,803
24	2016	2,880
25	2017	3,340
26	2018	3,933
27	2019	3,936
28	2020	3,234
29	2021	4,163
30	2022	4,894
31	2023	5,108
32	2024	5,165



32 YEARS OF CAGR NET INCOME

No.	Year	Net Income*
	1992	0.3
1	1993	1.3
2	1994	5
3	1995	7
4	1996	18
5	1997	25
6	1998	54
7	1999	40
8	2000	59
9	2001	55
10	2002	40
11	2003	48
12	2004	57
13	2005	66
14	2006	66
15	2007	80
16	2008	91
17	2009	133
18	2010	150
19	2011	212
20	2012	219

No.	Year	Net Income*
21	2013	308
22	2014	391
23	2015	428
24	2016	453
25	2017	499
26	2018	557
27	2019	578
28	2020	488
29	2021	662
30	2022	848
31	2023	946
32	2024	1,024

*) attributable to owners of the parent entity

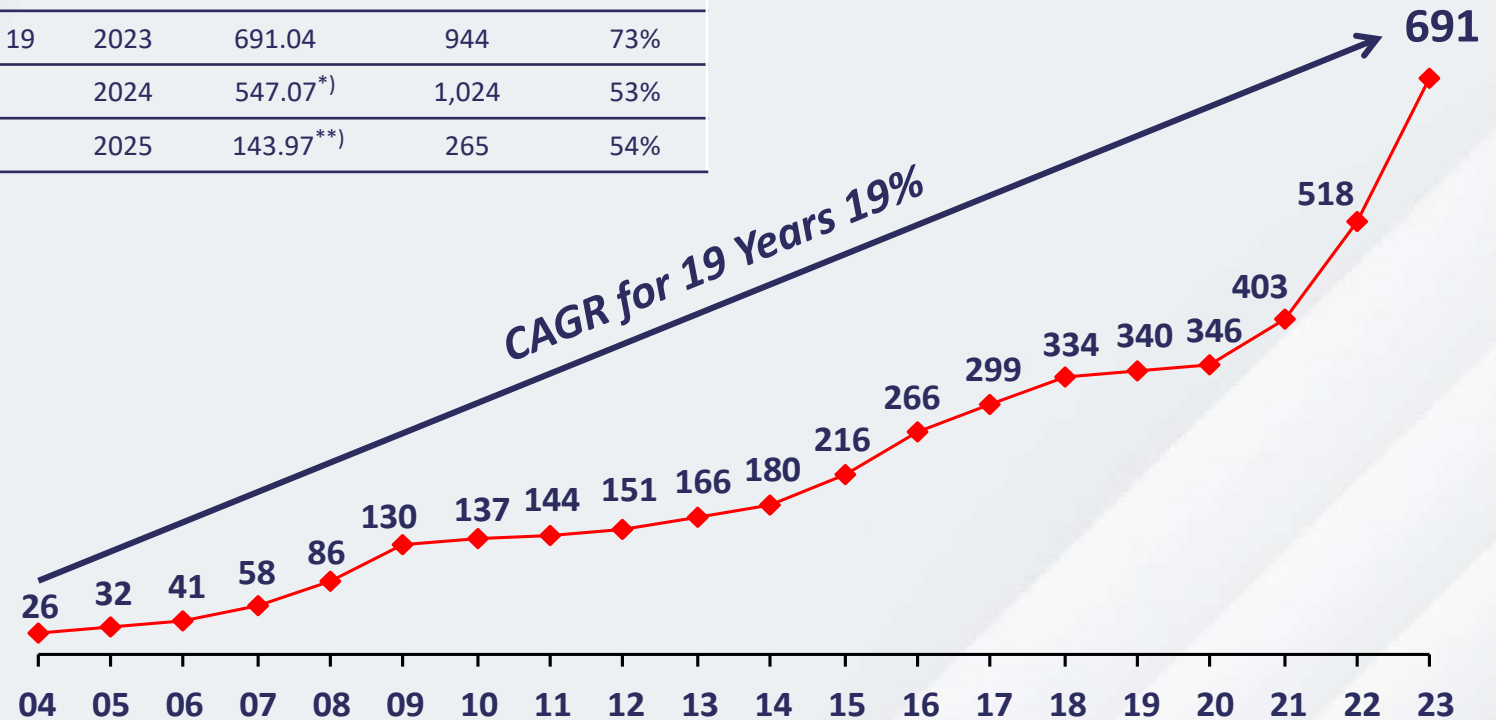


19 YEARS CONSECUTIVE DIVIDEND PAYMENT GROWTH

No.	Book Year	Total Dividend (In Bio IDR)	Net Income (In Bio IDR)	Payout Ratio
	2004	25.97	57	45%
1	2005	32.47	66	49%
2	2006	41.08	66	62%
3	2007	57.59	80	72%
4	2008	86.38	91	94%
5	2009	129.57	133	98%
6	2010	136.77	150	91%
7	2011	143.97	212	68%
8	2012	151.17	219	69%
9	2013	165.56	308	54%
10	2014	179.96	391	46%
11	2015	215.95	428	50%
12	2016	266.34	453	59%
13	2017	299.45	499	60%
14	2018	334.00	557	60%
15	2019	339.76	578	59%
16	2020	345.52	488	71%
17	2021	403.11	662	61%

No.	Book Year	Total Dividend (In Bio IDR)	Net Income (In Bio IDR)	Payout Ratio
18	2022	518.04	848	61%
19	2023	691.04	944	73%
	2024	547.07 ^{*)}	1,024	53%
	2025	143.97 ^{**)}	265	54%

- Paid quarterly dividend since 2015 = 40 times
- Increased annually for 19 years
- Total Dividend paid since 1996 Rp5.43 Trillion



Dividend Distribution within year 2024:

Final Dividend For 2023 Financial Year : IDR 230 Bio on July 16, 2024

^{*)} 1st Interim Dividend For 2024 Financial Year : IDR 144 Bio on May 28, 2024

^{*)} 2nd Interim Dividend For 2024 Financial Year : IDR 202 Bio on August 21, 2024

^{*)} 3rd Interim Dividend For 2024 Financial Year : IDR 202 Bio on November 21, 2024

DIVIDEND POLICY, Dividend percentage of net income are:

- Net income up to Rp 10 billion : 35% ;
- Net income above Rp 10 billion - Rp 30 billion : 40% ;
- Net income above Rp 30 billion : 45%.

Dividend Distribution within year 2025:

^{**)} 1st Interim Dividend For 2025 Financial Year : IDR 144 Bio on May 27, 2025

SUMMARY PERFORMANCE 2025

	Position as of March 31 st , 2025		Changes
Net Sales	IDR 1.26 T	↑	8.23%
Profit for the Period*	IDR 0.27 T	↑	22.48%
EPS	IDR 46	↑	22.48%

** attributable to owners of the parent entity*

COMPARATIVE FINANCIAL HIGHLIGHTS

Financial Highlights	3 Months Ended		Increase/ (Decrease)	%	Compare Q to Y	
	3M 2025	3M 2024*			3M 2025	2024
Net Sales	1,255	1,159	95	8.23%	1,255	5,165
Gross Profit	441	413	28	6.85%	441	1,914
Operating Profit	351	285	65	22.90%	351	1,375
Profit for the period attributable to:						
Owners of the parent entity	265	216	49	22.48%	265	1,024
Non-controlling Interests	22	18	4	21.53%	22	94
Current Assets	3,798	3,571	227	6.35%	3,798	3,600
Total Assets	5,179	4,863	315	6.48%	5,179	4,964
Current Liabilities	691	687	4	0.54%	691	769
Total Liabilities	953	989	(36)	(3.66%)	953	1,038
Equity attributable to						
Owners of the parent company	3,749	3,444	305	8.85%	3,749	3,473
Non-controlling Interests	477	430	47	10.88%	477	453
EPS	46	38	8	22.48%	46	178

Note : * The 3M 2024 data has been restated.

Amount In Billion Rupiah except Earning per Share

FINANCIAL RATIO

Financial Ratio	Compare Q to Q		Compare Q to Y	
	3M 2025	3M 2024**	3M 2025	2024
Net Sales Growth	8%			
Total Asset Growth	6%		4%	
Total Equity Growth	9%		8%	
Gross Profit Margin	35%	36%	35%	37%
Operating Margin	28%	25%	28%	27%
Profit Margin*	21%	19%	21%	20%
Return on Assets	6%	5%	6%	23%
Return on Equity*	6%	6%	6%	26%
Total Debt/Total Assets	18%	20%	18%	21%
Total Debt/Total Equity	23%	26%	23%	26%
Current Ratio	550%	520%	550%	468%

Note:

* Attributable to owners of the parent entity

** The 3M 2024 data has been restated.

SALES PERFORMANCE 2025


Market	Sales (IDR)				Increase / (Decrease)	
	3M 2025	%	3M 2024	%	IDR	%
Domestic	466	37%	461	40%	5	1.14%
Overseas	789	63%	698	60%	91	12.92%
Total	1,255	100%	1,159	100%	96	8.23%

Product	Sales (IDR)				Increase / (Decrease)	
	3M 2025	%	3M 2024	%	IDR	%
Filter	937	75%	879	76%	58	6.65%
Radiator	137	11%	123	11%	14	11.21%
Body Maker	43	3%	52	4%	(9)	(18.75%)
Trading	382	31%	378	33%	4	1.04%
Others	52	4%	50	4%	2	3.85%
(Elimination)	(296)	(24%)	(323)	(28%)	27	8.39%
Total	1,255	100%	1,159	100%	96	8.23%

SALES BY GEOGRAPHICAL

Geographical	3M 2025		3M 2024		Increase/ (Decrease)
	IDR	%	IDR	%	
Domestic	466	37%	461	40%	1.14%
Overseas					
Asia	306	24%	260	22%	17.62%
America	188	15%	202	17%	(7.11%)
Europe	158	13%	119	10%	31.69%
Australia	108	9%	98	9%	10.32%
Africa	29	2%	19	2%	56.96%
Total	1,255	100%	1,159	100%	8.23%

STRUCTURE OF SMSM WITH THE SUBSIDIARIES & ASSOCIATES [31 MAR 2025]



Holding

BRADKE : BRADKE SYNERGIES SDN. BHD.

Manufacture

PJM : PT PANATA JAYA MANDIRI

HP : PT HYDRAXLE PERKASA

TRSS : PT TOKYO RADIATOR SELAMAT SEMPURNA

POSCO IJPC : PT POSCO INDONESIA JAKARTA PROCESSING CENTER

FILTON : FILTON INDUSTRIES SDN. BHD.

Distribution

PTC : PT PRAPAT TUNGGAL CIPTA

MD : PT MANGATUR DHARMA

SOLCREST : SOLCREST PTY LTD.

POWERFIL : POWERFIL AUTOPARTS SDN. BHD.

BS : BS ENTERPRISE SDN. BHD.

SS AUTO : S.S AUTO SDN. BHD.

SS A-Sabah : S.S AUTO (Sabah) SDN. BHD.

SF THAILAND : SURE FILTER THAILAND CO., LTD.

Branches of PTC :

JABODETABEK, The Greater Jakarta

MAKASSAR, South Sulawesi

MEDAN, North Sumatra

PEKANBARU, Riau

SURABAYA, East Java

- ❑ SMSM owns a 70% stake in PJM
- ❑ *Joint venture* with Donaldson Company Inc., USA

Financial Highlights	3M 2025 (U)	3M 2024 (U)	Inc/(Decr) %
Net Sales	322	300	7%
Gross Profit	76	67	13%
Operating Profit	65	54	21%
Profit for the period	52	43	21%
Current Assets	708	693	2%
Total Assets	860	834	3%
Current Liabilities	148	183	(19%)
Total Liabilities	184	222	(17%)
Total Equity	676	611	11%



PT HYDRAXLE PERKASA – HP (Subsidiary Company)

- ❑ SMSM owns a 51% stake in HP
- ❑ Manufacture dump hoist and body maker of dump truck, trailer, mixer, and tank

Financial Highlights	3M 2025 (U)	3M 2024 (U)	Inc/(Decr) %
Net Sales	54	66	(17%)
Gross Profit	6	5	7%
Operating Profit	2	(0.03)	6,160%
Profit for the period	1	3	(82%)
Current Assets	130	145	(10%)
Total Assets	255	249	3%
Current Liabilities	24	32	(27%)
Total Liabilities	42	49	(14%)
Total Equity	213	200	7%





PT PRAPAT TUNGGAH CIPTA – PTC (Subsidiary Company)

- ❑ SMSM owns a 99.99% stake in PTC
- ❑ Sole distributor that specializes on the trading of the Company products in Indonesia aftermarket sectors

Financial Highlights	3M 2025 (U)	3M 2024 (U)	Inc/(Decr) %
Net Sales	197	216	(9%)
Gross Profit	58	65	(10%)
Operating Profit	44	48	(9%)
Profit for the period*	35	38	(8%)
Current Assets	554	600	(8%)
Total Assets	614	647	(5%)
Current Liabilities	125	148	(16%)
Total Liabilities	144	172	(16%)
Total Equity	471	475	(1%)

BRADKE SYNERGIES SDN. BHD. – BRADKE (Subsidiary Company)

- ❑ SMSM owns a 100% stake in Bradke
- ❑ Bradke is the Holding Company which had subsidiaries of which are (i) Manufacturing of filters product & the Company's Supplier for machinery (Filton Industries Sdn Bhd), the Company's sole distributor of filter products in Malaysia & Australia (Powerfil Auto Parts Sdn Bhd, SS Auto Sdn Bhd, Solcrest Pty Ltd)

Financial Highlights	3M 2025 (U)	3M 2024 (U)	Inc/(Decr) %
Net Sales	45	44	4%
Gross Profit	19	18	5%
Operating Profit	9	7	24%
Profit for the period*	5	4	22%
Current Assets	105	103	2%
Total Assets	179	182	(2%)
Current Liabilities	34	36	(5%)
Total Liabilities	51	61	(16%)
Total Equity	127	121	5%



SURE FILTER (THAILAND) CO., LTD. – SF THAILAND (Subsidiary Company)

- ❑ SMSM owns a 44% stake in SF Thailand
- ❑ SF Thailand is the Company's sole distributor of filter and radiator products in Thailand

Financial Highlights	3M 2025 (U)	3M 2024 (U)	Inc/(Decr) %
Net Sales	95	95	(0.5%)
Gross Profit	28	27	7%
Operating Profit	9	5	91%
Profit for the period	8	3	181%
Current Assets	190	176	8%
Total Assets	398	406	(2%)
Current Liabilities	103	95	9%
Total Liabilities	174	196	(11%)
Total Equity	224	210	6%



PT TOKYO RADIATOR SELAMAT SEMPURNA (Associate Company)

- ❑ SMSM owns a 33% stake in TRSS
- ❑ *Joint venture* with Tokyo Radiator Mfg. Co. Ltd

Financial Highlights	3M 2025 (U)	3M 2024 (U)	Inc/(Decr) %
Net Sales	37	37	(0.2%)
Gross Profit	9	8	15%
Operating Profit	3	2	49%
Profit for the period	4	3	41%
Current Assets	146	138	6%
Total Assets	173	167	4%
Current Liabilities	18	20	(11%)
Total Liabilities	37	40	(8%)
Total Equity	137	128	7%



- ❑ SMSM owns a 7.80% stake in POSCO IJPC
- ❑ *Joint venture* with POSCO Holdings Inc. and POSCO International Corporation

Financial Highlights	3M 2025 (U)	3M 2024 (U)	Inc/(Decr) %
Net Sales	59	65	(10%)
Gross Profit	(2)	2	(206%)
Operating Profit	(3)	1	(544%)
Profit for the period	(5)	(0.1)	(5,313%)
Current Assets	128	133	(4%)
Total Assets	155	163	(5%)
Current Liabilities	109	113	(4%)
Total Liabilities	109	113	(4%)
Total Equity	46	50	(7%)

ACHIEVEMENT 2025

Month	Achievement
February	[February 24, 2025] - PT Tokyo Radiator Selamat Sempurna (an associate entity of PT Selamat Sempurna Tbk) was awarded the “Excellent Cost-Efficiency Effort in 2024” & the “Excellent OEM Delivery Performance in 2024” by PT Isuzu Astra Motor Indonesia.
	[February 24, 2025] - PT Panata Jaya Mandiri (subsidiary of PT Selamat Sempurna Tbk) has been awarded with the “Consecutive Award (for the Consistent Best OES Delivery Performance 3 Years in a Row)” & “Excellent OES Delivery Performance in 2024” by PT Isuzu Astra Motor Indonesia.
April	[April 10, 2025] - PT Selamat Sempurna Tbk received an appreciation and awarded as “Excellent Supplier FY2024” for the Stamping Part category from PT Yanmar Diesel Indonesia.
	[April 25, 2025] - PT Selamat Sempurna Tbk received an appreciation of “The Outstanding Performance and Support to PT Hino Motors Manufacturing Indonesia”.
	[April 29, 2025] - PT Selamat Sempurna Tbk proudly received “Best Vendor Contribution and Performance 4W” from PT Suzuki Indomobil Sales.



🔍 Sakura Filter Indonesia



Thank You

Visit us at www.smsm.co.id

Follow us at  @sakurafilter.indonesia

Disclaimer:

This presentation has been prepared by PT Selamat Sempurna Tbk independently and is circulated for the purpose of general information only. It is not intended for the specific person who may receive this presentation. The information in this presentation has been obtained from sources which we deem reliable. No warranty (expressed or implied) is made as to the accuracy or completeness of the information. All opinions and estimations included in this presentation constitute our judgment as of this date and are subject to change without prior notice. We disclaim any responsibility or liability whatsoever arising which may be brought or suffered by any person as a result of acting in reliance upon the whole or any part of the contents of this report and neither PT Selamat Sempurna Tbk and/or its affiliated companies and/or their respective employees and/or agents accepts liability for any errors, omissions, negligent or otherwise, in this report and any inaccuracy herein or omission here from which might otherwise arise.

Cautionary note on forward-looking statements:

This presentation may contain statements regarding the business of PT Selamat Sempurna Tbk ("The Company") and its subsidiaries that are of a forward-looking nature and are therefore based on management's assumptions about future developments. Forward-looking statements involve certain risks and uncertainties because they relate to future events. Actual results may vary materially from those targeted, expected or projected due to several factors. Potential risks and uncertainties includes such factors as general economic conditions, foreign exchange fluctuations, interest rate changes, commodity price fluctuations and regulatory developments. The reader and/or listener is cautioned to not unduly rely on these forward-looking statements. We do not undertake any duty to publish any update or revision of any forward-looking statements.